


pads and hooks



push attachments

A	12-0371	padded large curve	25.00
B	12-0358	padded small curve	50.00
C	12-0370	padded straight	25.00
D	12-0372	1cm ² circular	12.50

pull hooks

E	12-0377	medium hook	12.50
F	12-0379	oval snap	12.50

optional pull hook

G	12-0376	small hook	10.00
H	12-0446	threaded oval	7.50

7-piece set (1 each)

12-0470	7 piece set	97.50
(excludes 12-0358)		

lift platforms



- includes base, 5' chain, 1 oval snap, 1 threaded oval
- adjust chain length for test continuity

regular base

I	12-0406	(15" x 15")	125.00
---	---------	-------------	--------


large base

J	12-0407	(24" x 24")	175.00
---	---------	-------------	--------

accessories

	12-0443	chain	2.50
K	12-0445	oval snap	7.50
L	12-0446	threaded oval	7.50

push-pull handles



- fits Baseline[®] hydraulic and electric push-pull and Baseline[®] wrist dynamometer (dual grip only)
- easy to affix and remove
- securely fasten to the backside of devices to facilitate test

push pull handles

M	12-0385	single grip	75.00
N	12-0389	dual grip	75.00

pull handle with anchor

- use anchor handle to do pull testing
- | | | |
|---------|-------------|--------|
| 12-0415 | single grip | 100.00 |
| 12-0416 | hardware | 30.00 |

pull cuffs



- securely fasten measurement accessory to subject near muscle group being evaluated
- connect dynamometer to measurement accessory
- cuff with padded foam


O	12-0420	ankle	15.00
P	12-0422	thigh	17.50
Q	12-0424	wrist	12.50
R	12-0428	foot stirrup	15.00
S	12-0427	shoulder harness	30.00
T	12-0429	head harness	25.00

back-leg-chest dynamometers



- measure strength of back, leg and chest muscles
- base provides secure footing
- chain length is adjustable to accommodate for height differences or to vary the point of force application
- comes fully assembled with 5' chain
- oversize base 24" x 24"; regular base 18" x 18"
- pointer remains at maximum until reset
- reads lb and kg

12-0400	adult with standard base	660 lb (300 kg)	550.00
12-0403	adult with oversize base	660 lb (300 kg)	600.00
12-0401	adolescent with standard base	330 lb (150 kg)	550.00
12-0402	child with standard base	165 lb (75 kg)	550.00



Baseline[®] cable tensiometer

measure strength of major muscle groups



- secure one cable to a stationary object; the other to the body part using a measurement accessory (see pull cuffs above)
- includes 4 pull cuffs (ankle, thigh, wrist, head) and two 5' chains
- pointer remains at maximum until reset
- reads lb and kg

12-0410	adult	660 lb (300 kg)	525.00
12-0411	adolescent	330 lb (150 kg)	525.00
12-0412	child	165 lb (75 kg)	525.00